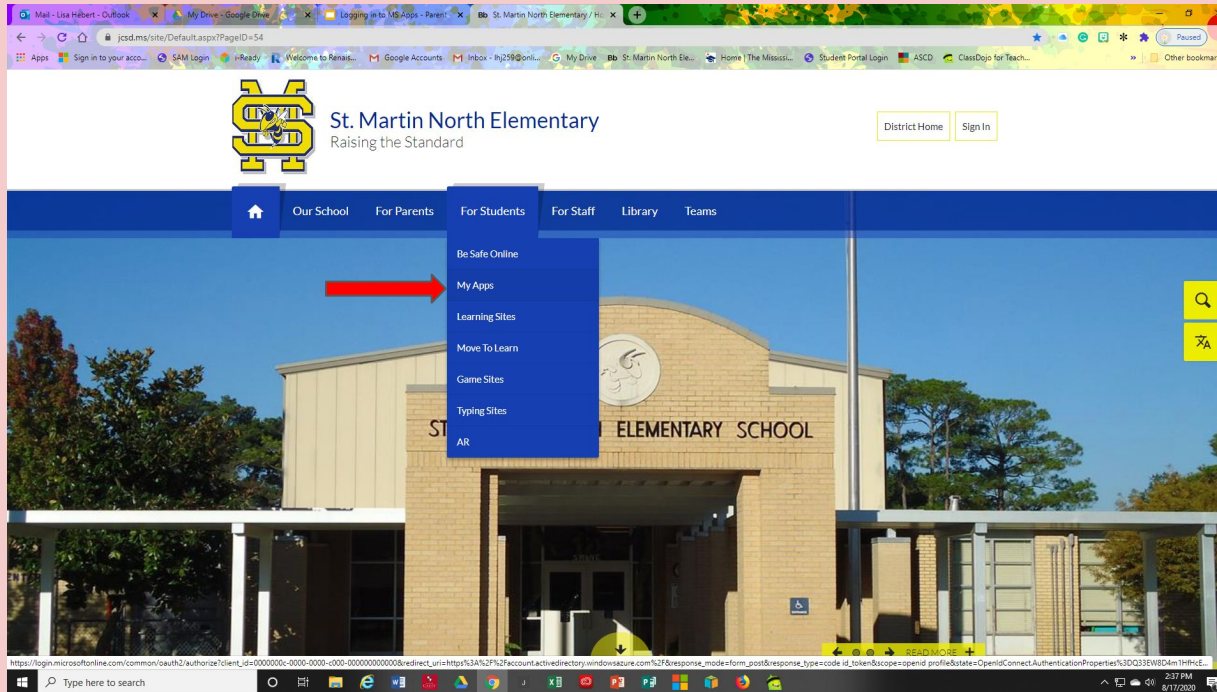


Logging in to Microsoft Apps

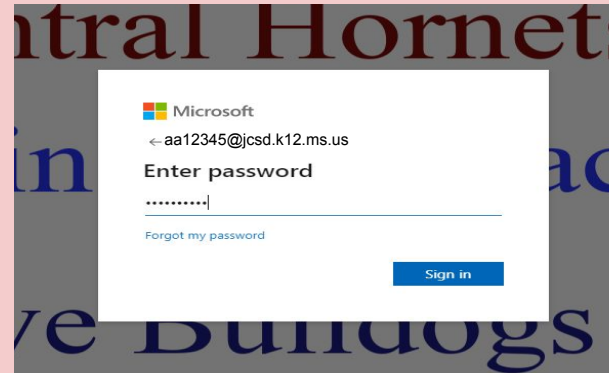
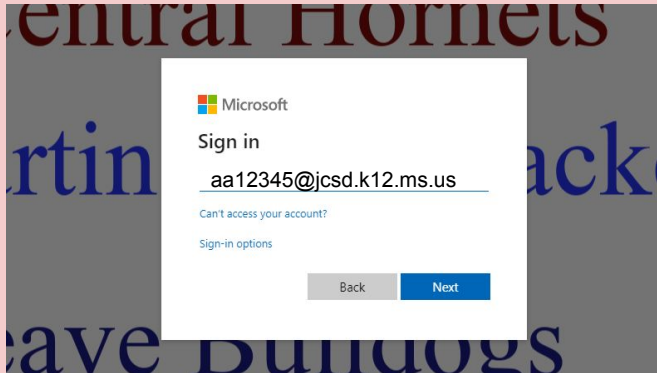
Microsoft Apps will get you into everything you need for JCSd online, including Clever and Canvas. The easiest way to get there is through our SMNE website www.jcsd.ms/smne ! Students can go to the “For Students” tab and click on the option “My Apps”.



Next step is to enter your username and password. The student's username is their initials and lunch number (student number) @jcsd.k12.ms.us

For example - aa12345@jcsd.k12.ms.us

The password is their date of birth mm/dd/yyyy. Click Sign In.



This is the apps page. Clever will allow them to access MANY things including iReady without a separate login, and you can add apps to Clever. JCSD Canvas is the Canvas app and JCSD Google Apps gives access to things like Google Classroom, Drive, Docs, ect.

